
TWILIGHT
my LITTLE PONY
ART IS MAGIC
Volume 2
MUSEUM GIFT SHOP

Released by YayPonies.eu

if you like it, get a physical copy!

Where to buy physical copy:

in USA: shopidwpublishing.com

in USA: tfaw.com

in Germany: www.comicshop.de

in UK: forbiddenplanet.com

in UK: legionofcomics.co.uk

Worldwide (based in US): amazon.com

We always think that physical comics are cooler (call us old), but if you prefer digital version or can't get the phisical one please support the comics and Comixology decision to remove DRM and get the legal version via:

www.comixology.com

Language: English

File Source: Comixology

Edition: PDF

Lossless: yes

Original version released by: YayPonies.eu

Translated by: NNOPE

Translated version released by: NNOPE

If you translate the comic, feel free to edit this page by replacing "Language", "Translated version released by" and "Translated by" with your own credits/infos.

Licensed By:

Become our fan on Facebook **facebook.com/idwpublishing**
Follow us on Twitter **@idwpublishing**
Subscribe to us on YouTube **youtube.com/idwpublishing**
See what's new on Tumblr **tumblr.idwpublishing.com**
Check us out on Instagram **instagram.com/idwpublishing**

eISBN: 9781684064984 DIGITAL

Special thanks to Meghan McCarthy, Eliza Hart, Ed Lane, Beth Artale, and Michael Kelly.

MY LITTLE PONY: ART IS MAGIC, VOLUME 2. JULY 2018. FIRST PRINTING. HASBRO and its logo, MY LITTLE PONY, and all related characters are trademarks of Hasbro and are used with permission. © 2018 Hasbro. All Rights Reserved. The IDW logo is registered in the U.S. Patent and Trademark Office. IDW Publishing, a division of Idea and Design Works, LLC. Editorial offices: 2765 Truxtun Road, San Diego, CA 92106. Any similarities to persons living or dead are purely coincidental. With the exception of artwork used for review purposes, none of the contents of this publication may be reprinted without the permission of Idea and Design Works, LLC. Printed in Korea. IDW Publishing does not read or accept unsolicited submissions of ideas, stories, or artwork.

COVER BY
ANDY PRICE

COLLECTION EDITS BY
JUSTIN EISINGER
AND ALONZO SIMON

COLLECTION DESIGN BY
GILBERTO LAZCANO

PUBLISHER
GREG GOLDSTEIN

Greg Goldstein, President & Publisher
John Barber, Editor-In-Chief
Robbie Robbins, EVP/Sr. Art Director
Cara Morrison, Chief Financial Officer
Matthew Ruzicka, Chief Accounting Officer
Anita Frazier, SVP of Sales and Marketing
David Hedgecock, Associate Publisher
Jerry Bennington, VP of New Product Development
Lorelei Bunjes, VP of Digital Services
Justin Eisinger, Editorial Director, Graphic Novels & Collections
Eric Moss, Sr. Director, Licensing & Business Development

Ted Adams, Founder & CEO of
IDW Media Holdings

Table of Contents

Chapter 1 ..... Tony Fleecs

Chapter 2 ..... Sara Richard

Chapter 3 ..... Andy Price

Chapter 4 ..... Brenda Hickey

Chapter 5 ..... Agnes Garbowska

Chapter 6 ..... Jay P. Fosgitt

My Little Pony: The Movie
Prequel #3 Cover (Detail)

Tony Fleecs

Tell us your name, where you live, and how long you've been a comic book artist.

My name's Tony. I guess I've been drawing for my whole life. I've been a working artist for (good heavens) 18 years, working in comics professionally for the last 12. I live with my wife, Shannon, and our dumb dog in North Hollywood, California.

What was an important life moment that comic books helped prepare you for?

Comics (and Pony comics in particular) are incredible for teaching us about friendship and working together. People (or horses) that are different come together and work past their differences to defeat some evil or achieve some common goal. That's my favorite part of team comics (which I think MLP is), when the characters have to figure out how to get along with someone who they normally wouldn't even hang out with. Batman and Superman probably wouldn't hang out together if they didn't both have to save the world. An introvert like Fluttershy seems like she'd have nothing in common with a jock like Rainbow Dash. But what's great is showing these characters learning that

no matter what our differences are, we're all still people (or horses). We all get happy or sad or jealous or hungry or whatever.

I guess the shorter answer would be, "Friendship is magic?"

What sort of questions or comments do fans have when you're signing at shows or conventions?
The absolute best ones are, "These are my kid's favorite comics" or "These are the comics that our daughter learned to read on."

But for the first couple years it was also, "They make My Little Pony comics?" And now it's, "Are the My Little Pony comics canon?" (Answers: Yes. And sort of.)

What part of Equestria would you choose to live in if that were a possibility?
Ooh! That's a good question. When I was younger I had to live in a city. Had to. So probably Manehattan? But as I get older I'm getting more okay with something more peaceful, like Sweet Apple Acres. I mean, they apparently make pies all the time there!

Final answer: I take over the Cutie Mark Crusaders treehouse on the outskirts of Sweet Apple Acres, but do an extreme home makeover. Add air conditioning, plumbing, and like three or four more rooms. Would definitely need a room for my books.

Pick four characters for your MLP friends crew — who are they?
Applejack: Loyal. Honest. Down for whatever.
Princess Cadence: Alicorn powers but relatable.
Rockhoof: Has beard & shovel.
Spike: Runs errands.

What's a tough spot a MLP script got you into, and how did you draw your way out?
The trickiest thing in MLP comics is fitting all the characters in the panels and having them in the right order. If there are five panels on a page and there are six ponies plus Spike, and Twilight Sparkle's the first one to talk in panel 1— that means she's probably standing on the left (because we read left to right.) So then hopefully for the rest of the scene, Twilight will talk first in the panels because she's on the left. That doesn't always happen though, so you have to learn tricks. Like, you have the characters walk around, or you move the camera around, or do an overhead shot, or shrink everyone down really tiny. The last thing we want is to have to make the word balloon tail really long or have it cross behind some other word balloon. Because that makes it harder to read. If you see that in the comics that means we couldn't figure out any other way to do it and just gave up.

Oh! Also, bookshelves. Drawing bookshelves is the boringest and sometimes it seems like this comic is mostly set in libraries.

Are there any tips or tricks you'd pass on to aspiring artists to help them get their start in the medium?
I always tell people, if they want to draw comics, they should start by drawing comics. The best way to learn is to do it. Paper and pencils are super cheap, and when you're done you have a comic that you can use as a resume or a business card. Give it to the people who make the comics you like and ask for feedback. Most everyone in this book got their start by making their own comics.

And if you want to make My Little Pony comics, don't just draw ponies. You have to be pretty good at drawing everything because you never know what all is gonna be in the script when you get it.

Who's your favorite villain in the series?
I love most of them because they're all so dramatic and fun to draw. The ponies all have basically the same shapes, so whenever a crazy villain comes along and gives me something new and different to draw, I get excited.

I think Discord's my personal favorite. And, I rarely get to draw her, but I love Chrysalis.

Besides yourself, who is your favorite MLP artist, any why?
I think I always embarrass Brenda Hickey by heaping praise on her, but she's the gold standard I think all the rest of us are aiming for. Her lines are so nice. Her acting and staging are always on point — great pacing. She's just dope at making Pony comics.

I love everybody on these books though. Jay and Andy are both like, world class cartoonists. Agnes is a great storyteller and she can make ANYTHING cute, like, she could draw a cute rock or a cute spider. And that's a lot of what this job is, making regular things look cute. And Sara does things with paint that I can't even figure out. Watercolor often looks real soft and non-threatening, but her stuff always has so much action and motion.

My favorite thing about these comics is that each of us has a pretty different style but all the books LOOK like MLP. Which, I think, has a lot to do with how well defined the characters were in the show before we even got here.

If you were a pony, what would your character be called and what would your Cutie Mark look like?
Pony Fleece! Obviously. Cutie mark... I dunno? I'd wear a cloak.

Top Left: Sunset Shimmer & Starlight Glimmer Pinup Inks, Sunset Shimmer & Starlight Glimmer Pinup Layout, Sunset Shimmer & Starlight Glimmer Pinup Final Cover (Opposite Page)

Clockwise from Top Left:
Legends of Magic #7 Final Cover,
Legends of Magic #8 Final Cover,
Legends of Magic #9 Final Cover

Clockwise from Top Left:
Legends of Magic #10 Final Cover,
Legends of Magic #11 Final Cover,
Legends of Magic #12 Final Cover

Clockwise from Top Left:
My Little Pony: The Movie Prequel
Variant Covers #1-4 Final Covers,
My Little Pony: The Movie Prequel
Variant Covers #1-4 With Trade Dress,
My Little Pony: The Movie Prequel
Variant Covers #1-4 Pencils

IDW
1
my LITTLE PONY
The MOVIE
Prequel
ANDERSON • PRICE • BRECKEL
IDW
2
my LITTLE PONY
The MOVIE
Prequel
ANDERSON • PRICE • BRECKEL
IDW
3
my LITTLE PONY
The MOVIE
Prequel
ANDERSON • PRICE • BRECKEL
IDW
4
my LITTLE PONY
The MOVIE
ANDERSON • PRICE • BRECKEL

From Top Down:
Fiendship is Magic Concept Art,
Friendship is Magic #45 Line Art
(Opposite Page)

PONYVILLE
CLOSED FOR RENOVATION

Nightmare Knights #1 Final Cover,
My Little Pony: The Movie Prequel TPB
Final Cover (Opposite Page)

AMF!16

Friendship is Magic #57 Final Cover,
Friendship is Magic #44 Final Cover
(Opposite Page)

Friends Forever #23 Cover Inks,
Friends Forever #23 Final Cover
(Opposite Page)

AMF! 15

DRAGONBYORN
AMF!'16

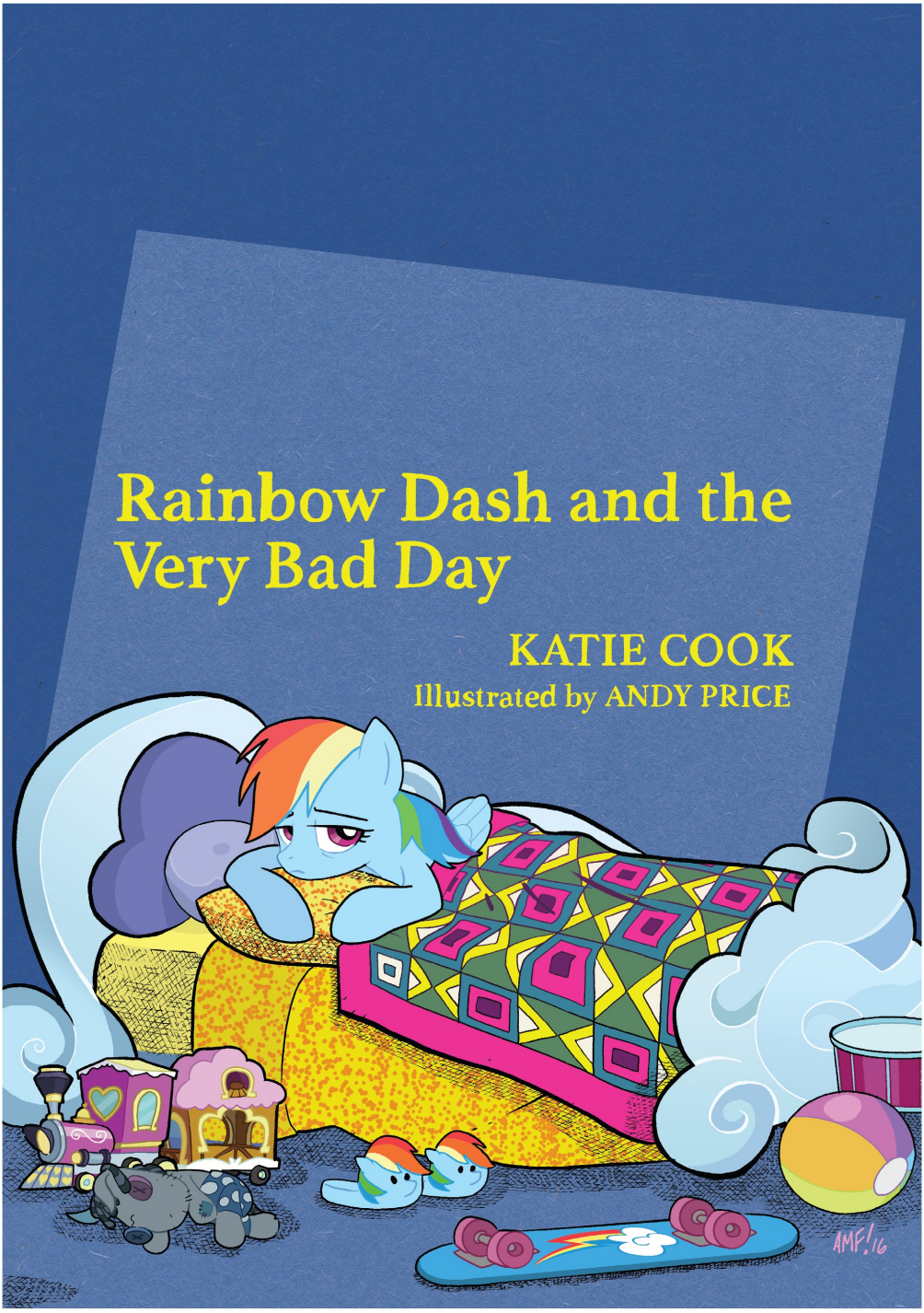

Friendship is Magic #41 Variant Cover,
Friendship is Magic #40 Variant Cover
(Opposite Page)

SIDENT
FOR PRESIDENT

Friendship is Magic #42
Variant Cover
Pinkie
FOR
Pinkie
FOR PRESIDENT

AMF!16

Friendship is Magic #45 Final Cover,
Friends Forever #37 Final Cover
(Opposite Page)

Friends Forever #34 Final Cover,
Friends Forever #31 Final Cover
(Opposite Page)

Friendship is Magic #67
Cover (Detail),
Deviations One Shot
Variant Cover (Detail)
(Opposite Page)

Sara Richard

Tell us your name, how long you're been drawing, and where you're located.

Hi! I'm Sara Richard, I've been drawing ever since I can remember. Any chance I could grab a drawing utensil I'd use it to draw on some sort of surface. (A wall, cabinets, my brother's face, etc.) Currently I'm located in Salem, Massachusetts, since it's as close to a real life wizarding world as I can get. There is literally a wand shop here, and it makes me so happy. Also, I'm related to one of the accused witches from those horrible trials Salem is known for, so it just made sense to move here.

What sort of questions or comments do fans have when you're signing at shows or conventions?

I often get people asking if I use colored pencils for my art. I'm actually pretty terrible at colored pencils! I use mostly acrylic paint. However, the technique I use is to water down the acrylics to be similar to watercolor and then paint in washes.



I like to add a bit of graphite for some of the shadows, and to finish it off with the white ink lines. I also get asked who my favorite pony is, which is my spirit animal, Rainbow Dash. I also get asked why my signature looks the way it does. It's Katakana for "Sara." I am very inspired by Japanese ink paintings and I liked that my name looked more pictorial in Katakana over being out of place when written in English.

What part of Equestria would you choose to live in if that were a possibility?
I'd like to be in a tree house near Zecora in the Everfree Forest. I think she'd be great to hang out with and I'd love to live in some spooky woods. It'd be so artistically inspiring for me! Plus, that's where all the owls live!

Pick four characters for your MLP friends crew — who are they?
Other than the pony versions of all the artists who work on the comics (We tend to hang out from time to time!) — Zecora, because I'd love to make fun magic with her (and be able to rhyme better), Rainbow Dash for the motivation and races, Angel Bunny for the angry snuggles, and Songbird Serenade for the karaoke buddy!

What's a tough spot a MLP script got you into, and how did you draw your way out?
I was actually super stuck on what to draw for the cover of the "Convocation of Critters" arc (issues #61-62). I was just drawing a blank on how to make a very diplomatic story whimsically drawn! So I feel the cover for #61 came easy and then #62 was the real head scratcher. I ended up going with a sort of "It's A Small World" vibe and actually had a ton of fun with it! Got to push my style to a real cutesy level and it was an interesting challenge!

Are there any tips or tricks you'd pass on to aspiring artists to help them get their start in the medium?
Go to an art store and just grab different paints and papers. Try watercolor, try gouache, try oil! Try them on paper, canvas, or any other crazy surface and see what happens! Try to use different mediums or surfaces on the same piece of art! You never know what style you'll create when you experiment with different mediums. Also study color theory. It actually helps understand why some of the ponies are the colors they are (some colors just work well together!), and it helps create really eye catching Pony art when you can create a really solid color palette. Color theory is helpful whether you paint digitally or traditionally. Also, don't throw away a piece of art that might not be coming together for you. Put it aside and look at it with fresh eyes in the morning. That practice has saved a few potentially trashed covers for me!

Who's your favorite villain in the series?
I've always loved Chrysalis. Her design is just so cool and I'm a sucker for shapeshifting baddies. Tempest Shadow is also amazing. So fierce! I love her design as well.

Besides yourself, who is your favorite MLP artist, any why?
This is where I'm gonna get in trouble if I were to choose! Haha! Honestly, I am a fan of everyone who works on this series. I love that IDW allows us to use our respective styles and celebrates it with an art book (or two!!) I have to say though, I aim to create the level of emotion Andy gets in some of his expressions. But like, not going to tell him because that egomaniac doesn't need any more fuel for that fire. (Wink! Just kidding, Andy is the nicest!)

If you were a pony, what would your character be called and what would your Cutie Mark look like?
So I've always imagined myself as a sort of Scootlaloo looking pegasus with funky magenta hair in pigtails (though now I think her hair might be styled more like Cloud Chaser's to reflect my current 'do!) Agnes Garbowska designed her years ago and put her in an issue she drew! Her Cutie Mark is a paintbrush making a purple swirl, which I believe I came up with in an airport waiting for my flight to a convention.

I have been thinking really hard on the name and I keep coming back to Sora Swirl! I feel she could keep up with Rainbow Dash, but might take more time to add some artistic pizzazz to her flying. Probably lots of cloud sculpting and watercolor rain!



Friendship is Magic #54 Cover Concept Art,
Friendship is Magic #54 Final Cover
(Opposite Page)



Clockwise from Top Left:
Treasury Edition Cover
Sketches, Luna Pinup Sketch,
Treasury Edition Final Cover
(Opposite Page)

Luna Pinup Acrylic Painting Process,
Luna Pinup Final Art
(Opposite Page)

wrought
iron!!
Row

Celestia Pinup Acrylic Painting Process,
Celestia Pinup Sketch
(Opposite Page)

Celestia Pinup Acrylic Painting Process,
Celestia Pinup Final Art
(Opposite Page)

Friendship is Magic #57 Variant Cover,
Friendship is Magic #62 Variant Cover
(Opposite Page)





Clockwise from Top Left:
Friendship is Magic #67 Sketch,
Friendship is Magic #68 Variant Cover,
Friendship is Magic #68 Sketch,
Friendship is Magic #67 Variant Cover
(Opposite Page)

Friendship is Magic #64 Variant Cover,
Friendship is Magic #66 Variant Cover
(Opposite Page)

-GASP!-
It's time to--
To what?
PARTY!
CUT!!

Friendship is Magic #65 Variant Cover,
Friendship is Magic #56 Variant Cover (Opposite Page)

Friendship is Magic #60 Variant Cover,
Friendship is Magic #69 Variant Cover
(Opposite Page)

BEST! PARTY! EVER!

Friendship is Magic #38 Variant Cover,
Friendship is Magic #44 Variant Cover
(Opposite Page)

Andy Price

Chrysalis Pinup
Final Art

Tell us your name, how long you're been drawing, and where you're located.

My name is Andy Price, and I live as a guest on the Robin Masters estate in Oahu, zipping around town in my Ferrari and solving crimes in my collection of tacky Aloha shirts. In my spare time, I live in Atlanta, Georgia, USA, with my wife Alice and our six cats: Tabitha, Boris Karloff, Bela Lugosi, Mina Harker, Gomez and Morticia. When not cleaning cat boxes, I draw ponies, and have been since issue #1 of *MLPFIM* debuted in 2012! I've been drawing as long as I could hold a pencil, and trained at The Joe Kubert School of Cartoon and Graphic Arts in New Jersey.

What was an important life moment that comic books helped prepare you for?

That's easy, I learned to read with comics. I remember asking my sister (who in turn had to ask my mother) how to pronounce the word "Incarcerated" and just what Chief O'Hara meant by that. Comics also taught me a story can be conveyed visually, that elements around you tell a story. I traced comics constantly.... on my shelf is a hardcover book called ***Batman from the '30s to the '70s*** that is well loved and full of pen marks from tracing characters with carbon paper and redrawing them. Comics introduced me to the art and artists of illustration... Jim Aparo led to Jose Luis Garcia-Lopez who led to Don Newton who led to Alan Davis, and so on. Comics taught me to pay attention to what an illustration was conveying to the viewer... and to how the artist worked, how he used materials to complete the art. They were my gateway into drawing.

What sort of questions or comments do fans have when you're signing at shows or conventions?

Questions run everywhere. "What kind of tools do you use?" is common. I'm almost entirely traditional... I only work digitally for occasional coloring on covers. Tools include vellum surface, comic ruled Bristol board for paper. I draw with an HB lead in a mechanical pencil.

Inking is primarily done with a Raphael Kolinsky sable brush, series 8408 size 4, with a custom mix of India inks. I also use pens, and I use Faber Castell PITT pens for background details. Color work is typically markers, water color dyes, or any items that will leave color on the page.

I'm often asked what characters I "ship" (as in, which ponies would be in a relationship) and the only ship I've ever supported is Celestia and "Good" King Sombra, from the "Reflections" story arc of *MLPFIM* issues #17-20. We're also asked about how the comics fit into continuity. I tell them what Hasbro has told us, they're considered continuity until the show contradicts them... like episodes between episodes. Personally, I always view it as like what you like... everyone is going to view it a little differently.

What part of Equestria would you choose to live in if that were a possibility?

I'd have to say Chicoltgo, the Whinny City. It may be made of hay, but a Chicago Hot Dog is still the only proper way to eat a Hot Dog, regardless of what form it takes. Maybe New Horseleans... it would be interesting to see how a jazz pony plays the saxaphone with hooves. However, modesty says that I don't think I could do Ponyville. I firmly believe that Ponyville is a nudist colony... everywhere else the Mane 6 go, the ponies are wearing clothing.

Pick four characters for your MLP friends crew — who are they?

Since the Mane 6 aren't just friends, they're a combat/problem solving/party planning group, I'm going to approach it a bit like a gaming party. Applejack is a given.

Not only is she my favorite pony, but she's the group fighter/tank, she's honest with a good leadership ethic, and she can supply us with apple pies! Pie wins. Zecora, as she has cryptic spiritual magic and healing knowledge that others overlook... and she's a true one-of-a-kind, a unique entity, that seems to always have the wisdom others around her are missing. Zecora is our cleric/medic. Luna, because who doesn't want a big blue flying divine entity with phenomenal cosmic powers and the ability to interpret and construct dreams while controlling an inner demon of her own and keeping a pet Possum in check? Luna's our team mage/ranger. Rarity, because really... who doesn't want to face down problems while looking good in sequins? Every party needs an event planner/diva/seamstress.

What's a tough spot a MLP script got you into, and how did you draw your way out?

Every issue presents some kind of challenge. An artist has to be able to take what's in the script and convey the story visually (ideally, you should know a basic idea of what's going on without the word balloons). Expressing emotions and environment and action is one thing, but any artist's Kryptonite is a crowd scene. How to convey a lot of characters without spending hours drawing them over and over again? Make one big establishing shot that shows the crowd and their environment, and every panel after that is a "snapshot," close in on just a few, and a tight but packed panel of four characters is as busy as a splash page of 200 characters. A good way to know if the writer hates you is how many crowd scenes they put in a script. And stairs. It is clear Katie Cook is my arch-nemesis.

Are there any tips or tricks you'd pass on to aspiring artists to help them get their start in the medium?

STOP. DRAWING. PONIES. You've drawn enough ponies, it's time to make sure you know how to draw everything else AROUND those ponies. Draw cars, boats, skyscrapers, typewriters, music boxes, bass guitars, and evergreens... because one day, a script is going to come to you that calls for a pony to be in a car that's crashing into a boat through the window of a skyscraper that is the home office for the Equestria Bass Guitar and Music Box Company (be sure to include the secretary typing out a memo, because that memo comes back on page 12 of the script), and the script calls for a lot of landscaping in front of the building. A comic writer is your artistic life's protagonist, and they will make you jump through hoops. The more variety you draw, the better you are equipped to defeat that writer. And of course, draw people, draw animals... they don't have to be photo realistic, just look at their moods and their body language. Capture some of that on paper. Draw from comics, from magazines, from life... go to the zoo and draw, go to the Starbucks and draw. The more you draw the better you become and the more tricks you pick up along the way.

Also, it doesn't matter if you draw traditionally or digitally, try both. I firmly believe that you must have at least a basic traditional foundation to work successfully with a digital medium. Pick up a pencil and leave the "undo" button to cool down a while. Try markers, watercolors, inks, anything that will leave a mark on the paper. Everything you draw and attempt leaves a little file in your mental artist's file cabinet, and you'll see it show up in your work later.

Who's your favorite villain in the series?

Chrysalis, Queen of the Changelings, by far. She has a unique, horrific look (she's based on a horsefly), but we've also used her to deliver some great humor. She's completely unapologetic, with zero remorse. She is to her core, an evil being who revels in what she is, rather than a sympathetic villain like Sombra or a reformable protagonist like Sunset Shimmer. I lose interest easily once a character is "reformed"... not every bad guy should go down that same story path. Sometimes, a monster is simply a monster. The stronger the villain, the better the hero becomes, and that is the strongest asset to Chrysalis.

As for villains we've created for the comics, I loved doing the design work for the evil/alternate dimension versions of Celestia and Luna. Their appearances had subtle differences (like no stars in their manes) as well as drastic, and they just dripped animosity and arrogance. The Umbrum of Sombra's reality were drawn completely freehand with a dry brush, and painted by hand to make them look odd against Heather Breckel's digital color work. The villains are always more fun!

Besides yourself, who is your favorite MLP artist, any why?

This is a difficult question... I think all of our IDW group could take me in a fight, so I must pick carefully. Even beyond our IDW corral (get it? Get it? HA! I kill me) of artists, this fandom is entirely made up of artistic peoples... from drawing to singing to writing, everyone expresses themselves with art of one manner or another, and I have been continuously amazed at the work I see.

Within our group, everyone has their own unique vibrancy and personal touches. Brenda Hickey has those flawless lines, her art is so clean and tight and still so organic, with solid storytelling narrative. Tony Fleecs is much the same, his art shows dynamic movement while the SOB creams the rest of us when it comes to hitting the model, while still imparting his own look to the characters. Agnes Garbowska has these little bursts of energy all over her pages, everything is sweet and silly and bright and sugary. Jay Fosgitt is like our own hybrid mix of Dr. Suess and Chuck Jones. His characters all have that wonderful squash 'n' stretch fluidity and weight, and every figure is full of body language and expression.

And then there is Sara Richard. I was in love with Sara's art before we ever started on MLP. Sara's art is electric and untamed, completely unique. Her art is painted completely traditional, which truly wins out for me. Sara's covers are bold and bright and never fail to evoke emotion.

If you were a pony, what would your character be called and what would your Cutie Mark look like?

That's easy, as my character of Leadwing has appeared here and there in the books since issue one, typically alongside Katie Cook's "Bittersweet," or my wife Alice's pony "Anger Drop"! He can also be seen in various episodes of the cartoon, antagonizing Spike or discussing city planning with Mayor Mare. He's a blue-gray pony with dark blue mane and hooves, with a Cutie Mark that shows my love of the character Batman, and my love of art: A bat-winged #2 Pencil!

My Little Pony: The Movie Prequel #4
Mixed Media Process

My Little Pony: The Movie Prequel #4 Mixed Media Process,
My Little Pony: The Movie Prequel #4 Final Cover
(Opposite Page)

andy Price
AFTER
PEAK



Friends Forever #38 Cover Mixed Media Process,
Friends Forever #38 Final Cover
(Opposite Page)


APPLEWOOD
THEATER
NO AUTOGRAPHS!



My Little Pony: The Movie Prequel #1 Final Cover,
My Little Pony: The Movie Prequel #1 Sketch
(Opposite Page)

POW

My Little Pony: The Movie
Prequel #1, pg 16-17 Inks


WOW!
GASP!



Friendship is Magic #61 pg 10 Inks,
Friendship is Magic #61 pg 9 Inks
(Opposite Page)



Friendship is Magic #64 pg 1 Pencils,
Friendship is Magic #64 pg 1 Inks
(Opposite Page)


PHANTOM OF THE STABLEHOUSE
ON BRIDLEWAY
7
West 42ND
FIFTH Ave
Mira's DELI
NO CART PARKING 6 AM - 6 PM
UPTOWN
SHOES
MacLEOD ANN
TAXI
CHAPIN TAXI Co.
GOAT FANCY
Everything Old

Friendship is Magic #61 Final Cover,
Friendship is Magic #65 Final Cover
(Opposite Page)

HERE COMES
THE SUN

SUNSET BLVD
CMC
INVESTIGATORS
COLA
PRIVATE INVESTIGATE 101
T. MAGNUM
PONYVILLE PRESS
CRIME WAVE
HOOF-PRINT KIT
DOUBLE INDEMNITY
18

Clockwise from Top Left:
Friendship is Magic #25 Final Cover,
Friendship is Magic #41 Final Cover Watercolor Dyes,
Friendship is Magic #68 Final Cover, Ponyville Mysteries #1
Final Cover, Unpublished "Black & White" Variation
(Opposite Page)

Clockwise from Top Left:
Friendship is Magic #67 Cover Inks,
Friendship is Magic #67 Cover Markers & Paint,
Friendship is Magic #67 Final Cover with Digital Colors
(Opposite Page)

The Return of
Tempest Shadow



Friendship is Magic #42 Final Cover Mixed Media,
Friendship is Magic #41 pg 18 Mixed Media
(Opposite Page)

EVERYPONY NEEDS
SOMEPONY TO LOVE
ORIGINAL DARING DO SOUND TRACK
DARING DO AND THE GRAND MULTIPLE CHOICE POP-QUIZ
DARING DO AND THE CURSE OF LEGO DAY
DARING DO AND THE GREAT BALL OF YARN
DARING DO AND THE GAMESTERS OF TRISKELION
DARING DO AND THE QUEST FOR THE BROCCOLI CASSEROLE
DARING DO AND THE LOST OPOSSUM TRIBE
CANDY
DARING DO AND THE GREAT FASHION CRUSADE
HELLO MY NAME IS TOM

2018 Annual (Detail),
Legends of Magic #4 (Detail)
(Opposite Page)

Brenda Hickey

Tell us your name, how long you're been drawing, and where you're located.

Hey, everyone! My name is Brenda Hickey, and I've been drawing pretty much as long as I can remember! I am living in the small Canadian province of Prince Edward Island.

What sort of questions or comments do fans have when you're signing at shows or conventions?

Who my favorite pony is! (It's Fluttershy by the way, though Rockhoof is a close second. I know, those two characters are complete opposites!) I also get asked a lot about what got me interested in drawing and comics as a career. I suppose it all happened organically, since I began making comics when I was little as a way to recreate my favorite Saturday morning cartoons, and then the obsession cemented when I discovered manga. From those stepping stones I learned how to make my own characters and stories.

What part of Equestria would you choose to live in if that were a possibility?
Ponyville would suit me. I like small town life.

Pick four characters for your MLP friends crew — who are they?
Fluttershy and Rockhoof (of course). Somnambula seems like a cool gal too. Lastly... Hm. Rarity. Just so I have another creative type around to chat with!

What's a tough spot a MLP script got you into, and how did you draw your way out?
Every issue has its challenges, but I think one of the consistent things is that you normally have a large cast of ponies on each adventure. I have to remind myself that not every character has to be in every panel, and that if things get too crowded it's all right to drop some unnecessary dialogue.

Are there any tips or tricks you'd pass on to aspiring artists to help them get their start in the medium?
Read Scott McCloud's *Understanding Comics: The Invisible Art!* It has everything you need to know! Also that backgrounds and environments can seem daunting, but you have to be brave and work on those things.

Who's your favorite villain in the series?
Sombra. I worked with Jeremy on his origin story in *Fiendship is Magic*, so I grew attached to him!

Besides yourself, who is your favorite MLP artist, any why?
Honestly, every artist brings their own unique strength to the project, so it's hard for me to say who my favorite is! I love Andy's use of traditional mediums (how he controls light and shadow with colors is amazing!), and how intricate his rendering is with inks. Tony has a great sense of layout and his characters feel solid in their surroundings. The energy of Jay's art is unmatched. Agnes has the cutest style that brings you back to that feeling of reading your favorite childhood storybooks. Last but not least, Sara has a unique and fresh flow that is full of fun and whimsy. I love that the artists can all be themselves and show what makes them unique!

If you were a pony, what would your character be called and what would your Cutie Mark look like?
I do have a design for my pony self, so I can answer the question about my Cutie Mark! It is a parody of a transformation wand like in magical girl anime/manga, but the rod is actually a pencil. As for my name... Hm... I'll just come up with something self-deprecating so maybe I should just skip answering this one! Haha!

From Top: Legends of Magic #7 Inks,
Legends of Magic #7 Pencils,
Legends of Magic #7 Final Cover
(Opposite Page)

BRENDA HICKEY 2017

Legends of Magic #2 Inks,
Legends of Magic #2 Final Cover
(Opposite Page)

Legends of Magic #3 Inks,
Legends of Magic #3 Final Cover
(Opposite Page)

Annual 2018 Cover Pencils,
Annual 2018 Final Cover
(Opposite Page)

Legends of Magic #5 Final Cover,
Legends of Magic #6 Final Cover
(Opposite Page)

Legends of Magic #8 Variant Cover,
Legends of Magic #9 Variant Cover
(Opposite Page)

Brenda Hickey 2017

Legends of Magic #10 Inks,
Legends of Magic #10 Final Cover
(Opposite Page)

Legends of Magic #11 Final Cover,
Legends of Magic #12 Final Cover
(Opposite Page)



2017 Holiday Special pg 1 Pencils,
2017 Holiday Special pg 1 Inks
(Opposite Page)

Friendship is Magic #63 pg 14 Pencils,
Friendship is Magic #63 pg 14 Inks
(Opposite Page)



From Top Left:
Pinup Inks,
Pinup Sketch,
Pinup Final Art
(Opposite Page)

Friendship is Magic #56
Cover (Detail)

Agnes Garbowska

Tell us your name, how long you're been drawing, and where you're located.

I'm Agnes Garbowska and I have been drawing pretty much my whole life. I was born in Poland and I immigrated to Canada at a very young age. I started to draw because when I first moved to Canada I did not know the language, and watching English cartoons helped me learn to speak. This is how I fell in love with cartoons, including My Little Pony. I always knew I wanted to draw, but had no idea what I wanted to draw back then, though I didn't really care as long as I was drawing every day.

Life is an adventure and you never know where you will end up. About three years ago, my two little dogs and I made the move to California. Who knows where we may end up next!

What was an important life moment that comic books helped prepare you for?

Comics actually encouraged me to read. I did not know any English before coming to Canada, so starting school that was very difficult for me. I struggled to read and write, especially since I was still learning to speak the language. Comics gave me the push and confidence to learn the language. The images were so beautiful, but I just had to know the full story and what the characters were saying.

What sort of questions or comments do fans have when you're signing at shows or conventions?

I would say two of the biggest questions I get are, "How did you learn to draw?" and "How do you get into comics?" Most hope there is a magical answer, like a magical pencil — that if you have it you can draw like a pro. The answer is really simple and does apply to both of those questions. Practice! You have to practice, every single day, any moment you get. Some of us are extremely gifted in art, but most of us, like me, have to really practice and hone their skills. I've been drawing all my life, but I push myself every day as an artist. I never want to stop learning and improving my skill.

To learn to draw you just have to start drawing. Draw everything and anything. Especially draw those things that are hard for you to draw, or that you hate drawing. Challenging yourself as an artist really does help you improve your skill faster.

How to get into comics? Take your drawing skills and start applying them to the art of comics. Practice your storytelling, your anatomy, and your perspective. If you are looking to draw for a specific company, then when you feel you are ready work on a portfolio for that company, by doing such things as including their characters. Help them see you as an artist that can work on their properties.

Biggest thing I always mention is don't expect instant results. You don't become an amazing artist overnight (Well, most of us don't), and when it comes to having your work reviewed, you will most likely get rejected many times. Don't lose hope. Take the advice given to you and practice some more.

What part of Equestria would you choose to live in if that were a possibility?

Can I live in a Seapony underwater kingdom? I think that would be so much fun. I love the water. So, I really would not mind being a seapony and swimming around with all my underwater friends all day. Hopefully I would have lots of friends under the sea, but if they are all busy I can always talk to Shelly and Sheldon.

Pick four characters for your MLP friends crew — who are they?

Hmm, hard one. I would say Skystar, Pinkie Pie, Trixie, and Muffins. I think we can come up with some really random fun.

What's a tough spot a MLP script got you into, and how did you draw your way out?

Getting stuck on a page when you can't think of a good layout or composition. If I really feel I can't come up with a solution, then I skip ahead to another page. Sometimes you need to step away from the problem to work on pages that build up your creativity and confidence. Usually when I do this, then go back to the page I was stuck on, I have a new sense of clarity.

Are there any tips or tricks you'd pass on to aspiring artists to help them get their start in the medium?

Practice!! As I mentioned in the convention question, you have to practice. Just start drawing. Who cares if what you draw does not look the way you want it? You are learning. Only way to learn is by doing. Even to this day I may draw something and it won't look the way I want it to. That does not stop me. All it means is I have to practice some more.

Who's your favorite villain in the series?

I really like Nightmare Moon. I had a chance to draw her in the Deviations issue, and her character was really fun to work with.

Besides yourself, who is your favorite MLP artist, any why?

Oh, I can't answer this. It's too hard since each of the MLP artists is amazing at what they do. We all bring a little bit of ourselves and our natural styles when drawing MLP. It really is inspiring looking at the amazing art everyone is creating.

If you were a pony, what would your character be called and what would your Cutie Mark look like?

My pony is a purple unicorn with very long yellow hair. Her Cutie Mark is a smiling sunshine with a little band aid on the sun's cheek. I am naturally a very happy and bubbly person, but I am also very clumsy. I find very talented ways to get hurt. It really is a skill at this point. I am very unsure of my pony name though, I have been stuck on this for a while. Ask again next book! Haha.

Pinup Process Sketch,
Pinup Mixed Media Process
(Opposite Page)

Pinup Mixed Media Process,
Pinup Final Art (Opposite Page)

AGNES '15



Clockwise from Top Left:
Friendship is Magic #39 Pencils,
Friendship is Magic #39 Inks,
Friendship is Magic #39 Digital Rain Process,
Friendship is Magic #39 Final Cover
(Opposite Page)



From Top Left:
Friendship is Magic #58 pg 16 Layout,
Friendship is Magic #58 pg 16 Inks,
Friendship is Magic #58 pg 16 Final Art
(Opposite Page)

AGNES '17

Frienship is Magic #58 Inks,
Frienship is Magic #58 Final Cover
(Opposite Page)

My Little Pony: Deviations pg 15 Inks,
My Little Pony: Deviations pg 15 Final Art
(Opposite Page)





My Little Pony: Deviations pg 16 Page Layout,
My Little Pony: Deviations pg 16 Inks,
My Little Pony: Deviations pg 16 Final Art.
(Opposite Page)



Friendship is Magic #58 pg 17 Final Art ,
Friendship is Magic #58 pg 17 Inks
(Opposite Page)



Friendship is Magic #56 pp 14 - 15
Colors by Heather Breckel



Friendship is Magic #56 Inks,
Friendship is Magic #56 Final Art
(Opposite Page)

Friends Forever #34
Cover (Detail),
Audition Sketch Inks
(Opposite Page)

Jay P. Fosgitt

Tell us your name, how long you're been drawing, and where you're located.

I'm Jay Fosgitt. I've been drawing since I was two years old, and have worked in every aspect of cartooning except animation (though that's still a goal). This year I'm celebrating my tenth anniversary working in the comics industry! I live in Plymouth, Michigan.

What was an important life moment that comic books helped prepare you for?

Comics have served me well in so many ways, either by introducing me to classic literary references and tropes, social behaviors, different viewpoints, and appreciations that went far beyond my rural industrial hometown upbringing. So comics have prepared me for just about everything!

What sort of questions or comments do fans have when you're signing at shows or conventions?
They inevitably ask me to draw their original characters (otherwise known as OC's), which is often a fun challenge to interpret.

What part of Equestria would you choose to live in if that were a possibility?
Any part but Cloudsdale! I get too motion sick to soar among the clouds!

Pick four characters for your MLP friends crew — who are they?
Pinky Pie, Twilight Sparkle, Muffins and Spike, because they'd be the most fun to draw in person!

What's a tough spot a MLP script got you into, and how did you draw your way out?
Having to figure out how characters that don't have hands will hold various objects that definitely require hands! The script doesn't always specify, so I've had to get creative!

Are there any tips or tricks you'd pass on to aspiring artists to help them get their start in the medium?
Try your best to get over any shyness you may have about talking to people and showing them your work. Sharing your gifts and interests is the first step!

Who's your favorite villain in the series?
Discord, in part because he's not really a villain despite the things he does! I love morally ambiguous characters!

Besides yourself, who is your favorite MLP artist, any why?
My favorite MLP artists are always the fan artists. They have the most passion in what they do, not to mention talent, and inspire us artists on the series to put as much heart and enthusiasm for the ponies as they do in their fan art!

If you were a pony, what would your character be called and what would your Cutie Mark look like?
My pony would probably be called Cheeseburger, because I love 'em! Undoubtedly, I'd have a cheeseburger Cutie Mark on my pony butt!



Friendship is Magic #50 Backup.pg 4 Pencils,
Friendship is Magic #50 Backup pg 4 Inks
(Opposite Page)

Friendship is Magic #54 Cover Inks,
Friendship is Magic #54 Final Cover
(Opposite Page)

Friendship is Magic #50 Backup pg 6 Inks,
Friends Forever #24 Final Cover (Opposite Page)

Friendship is Magic #50 Backup pg 8 Pencils,
Friendship is Magic #50 Backup pg 8 Inks
(Opposite Page)


SPLAT!


I'M ON MY WAY!!



Clockwise from Top Left:
Friendship is Magic #50 Backup pg 1 Pencils,
Friendship is Magic #50 Backup pg 2 Pencils,
Friendship is Magic #50 Backup pg 2 Inks,
Friendship is Magic #50 Backup pg 1 Inks
(Opposite Page)

STRANGER
WINGS

Friends Forever Omnibus Volume 1 Final Cover,
Pinup Final Art (Opposite Page)



Friendship is Magic #50 Backup pg 9 Pencils,
Friendship is Magic #50 Backup pg 9 Inks
(Opposite Page)

KNOCK
KNOCK
KNOCK


THE ROCKY
HOOFER
PICTURE
SHOW

Friends Forever Omnibus Vol. 3 Final Cover,
Friends Forever Omnibus Vol. 2 Final Cover
(Opposite Page)

HAHAHAHAHAHA!



Clockwise from Top Left:
Friendship is Magic #50 pg 10 Pencils,
Friendship is Magic #50 pg 10 Inks,
Friendship is Magic #50 pg 10 Final Art
(Opposite Page)



Friends Forever #35 Final Cover,
Friends Forever #32 Final Cover
(Opposite Page)


KITTY!

ART IS MAGIC
Volume 2

my LITTLE PONY

Featuring your favorite pony friends by artists:

Tony Fleecs

Sara Richard

Andy Price

Brenda Hickey

Agnes Garbowska

Jay P. Fosgitt

The magic of creativity comes alive once again in this beautiful collection of art from the pages of IDW's many popular *My Little Pony* comic-book series. Your favorite artists are back to reveal their secrets and show you more of the pieces they love! See Twilight Sparkle, Rainbow Dash, Pinkie Pie, Rarity, Fluttershy, Applejack, and all their friends throughout Equestria captured in each artist's unique style. Discover what these creators enjoy most about drawing and painting the beauty, kind-heartedness, and fun that is *My Little Pony*!

IDW

IDWPUBLISHING.com